





End-of-Year Reviews and Assessments

In Unit 10, children will review the concepts and skills they have learned throughout the year. Children will review ways to make sense of collections of data, such as height measurements. Specifically, they will use the data they collected at the beginning of the year to determine how much they have grown during the last few months.

Children will also continue to use mental math strategies to solve number stories involving money.

Finally, children will review the following skills:

- ◆ Telling time to 5 minutes on an analog clock
- ◆ Using straws to construct geometric figures
- ◆ Reading and comparing temperatures on a thermometer
- ◆ Understanding place-value concepts
- ◆ Using the number grid



Do-Anytime Activities

To work with your child on the concepts reviewed in this unit, try these interesting and rewarding activities:

1. Continue to work on telling time to the minute.
2. Ask for answers to number stories that involve two or more items. For example, I want to buy a bran muffin for 45 cents and a juice box for 89 cents. How much money do I need? (\$1.34) Encourage your child to use mental math, coins, the number line, or the number grid to work out solutions.
3. Point to a 3-digit number, such as 528. Ask what the digit "2" means (20); the "5" (500); the "8" (8).
4. Have your child create the largest and smallest numbers given 2 or 3 digits.
5. Together, note the temperature when the weather feels too hot, too cold, or about right. Encourage your child to read any temperature sign or billboard when you travel, noting whether the degrees are Celsius or Fahrenheit.

Digits Used	Smallest Number	Largest Number
5, 3	35	53

Digits Used	Smallest Number	Largest Number
8, 0, 2	208	820

Building Skills through Games

In this unit, your child will practice addition and money skills by playing the following games:

Beat the Calculator

See *My Reference Book*, pages 124 and 125. A “Calculator” (a player who uses a calculator to solve the problem) and a “Brain” (a player who solves the problem without a calculator) race to see who will be first to solve addition problems.

\$1, \$10, \$100 Game

Players roll a die and put that number of dollars on their mats. Whenever possible, they exchange 10 dollars for a \$10 bill.

The first player to make an exchange for a \$100 bill wins!



As You Help Your Child with Homework


As your child brings assignments home, you may want to go over the instructions together, clarifying them as necessary. The answers listed below will guide you through the Home Links in this unit.

Home Link 10•1

- 1.–4. Check that your child correctly graphs the birth months of families and friends, correctly identifies the months with the greatest and fewest number of births, and can tell you the number of births in those months.
5. > 6. – 7. >

Home Link 10•2

- 1.–2. Check that your child sets the hands on the clock correctly to show the times given; and that your child writes and says the times shown on the clock correctly.
3. 15 4. 30



Home Link 10•3

1. Sample answer: @@@@
2. Sample answers: @@@@ or [35]
3. 6 4. 13 5. 20

Home Link 10•4

1. 15¢
2. 20¢
3. 90¢; 10¢
4. 44, 48, 52, 55, 57, 64

Home Link 10•5

1. pentagon
2. rectangle
3. octagon
4. hexagon
5. square
6. triangle
7. Sample answers: 735; 1,711; 20,703; 799

Home Link 10•6

1. 48 2. 72 3. 46
4. 58 5. 80 6. 24
7. 105; 100; 95; 90

Home Link 10•7

1. 325; 334; 335; 346; 347; 355; 356
2. 704; 706; 707; 714; 715; 717; 727
3. 558; 568; 576; 578; 585; 586; 587
4. 931; 942; 943; 950; 951; 952; 962
5. 4 6. 4 7. 7