

# Memorandum

To: **File**  
From: **Heidi Neumueller**  
Project: **Humboldt High School**  
Project Number: **16-0142**  
Subject: **Workshop 4 Notes**  
Date: **May 24, 2016**  
Copy To: **SPPS Humboldt Team**



## 1. Workshop 4 overview:

- Recap of Workshops 1, 2 & 3
- Review Block Diagrams created by from six breakout teams in Workshop 3
- Common Ground from Workshop 3 was reviewed
- Two Concepts for the new building program diagram were presented, entitled: New Entry Scheme and Existing Entry Scheme, which were modeled after the block diagram concepts from Workshop 3.

## 2. Pros and cons of each diagram was discussed / what do you like? Or what would you change? Note: comments will be used to inform further development of the plans.

### Group Discussion – What Do You Like – New Entry Scheme

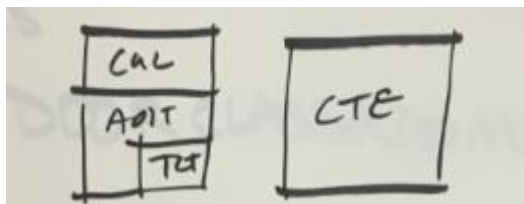
- Accessibility to parking lot
- Opportunity to have separation of 6, 7, 8 because of 3 levels
- Opportunity for new identity
- Bathrooms spread out

### Group Discussion – What Do You Like – Existing Entry Scheme

- More Contained M/S than new entry scheme
- Easier to create houses vs. new entry scheme
- Opportunity for Natural light
- Entry adjacency to athletics
- Opportunity for culinary adjacent to events

### Table Talk – What Would You Change - New Entry Scheme

- Culinary divides AOIT and CTE +/-; could a solution where culinary and AOIT have adjacencies to CTE (Ag)-see diagram below



- Middle School less is contained than the Existing Entry Scheme, could portions of Admin and Science flip, so that it could be closer to M.S
- Move medical back to Humboldt side
- Entry is long way from auditorium (need for secondary entrance)

### Table Talk – What Would You Change - Existing Entry Scheme

**Cunningham Group  
Architecture, Inc.**

St. Anthony Main  
201 Main Street SE  
Suite 325  
Minneapolis, MN  
55414

Tel: 612 379 3400  
Fax: 612 379 4400


[www.cunningham.com](http://www.cunningham.com)

- Limited visibility to CTE other than FACS
  - Outdoor classroom not located
3. Dot Discussion: Attendees used 12 dots and put them on their favorite images for transformation of Humboldt HS. Those with 2+ dots are included; notes indicate explanation of what was desirable.


### Interior Spaces



- Looks like it could accommodate multiple types of work/ projects.
- Like the daylight.
- Like the project storage.




- Like the large whiteboard.
- Feels soothing due to blue color and low lighting.



- Like the amount of openness
- Would be great for a classroom, but not for a conference room (privacy).



- Looks like a neat way to divide the space without walls-could see this as a media center
- Like the informal seating, and variety of seating
- Looks comfortable



**Humboldt High School - Saint Paul Public Schools**

- Learning Stairs feel like a space where students would want to sit
- Looks like a great presentation space
- Looks like a great informal learning environment




Left image:

- This space feels connected (the right amount of openness and visibility)

Bottom Right Image:

- Like the learning neighborhood
- Looks flexible
- Like the variety of seating



Left image:

- Like the green wall, feels like the outside is on the inside

Right image:

- Feels like the right amount of openness in a media center
- Like windows to the outside
- Like the variety of seating available


**Exterior Spaces**



CUNNINGHAM  
GROUP



- Like the super graphics
- Like the windows / natural light



- This feels like nature with wood elements
- Like the windows
- Like the mix of textures with stone base
- Would like more green incorporated



CUNNINGHAM  
G R O U P



- The volumes of space and different materials make this visually appealing
- Feels more modern than what is desired for Humboldt (prefer natural)



Left image:

- Like the windows
- Like the brick

Right image:

- Like the natural elements incorporated into the building, however, it feels like it's "trying too hard" to be environmental

**END OF MEMO**

hln/ jm

Attendee sign in sheet attached

