

HOME LINK  
4•1**Reading Thermometers**

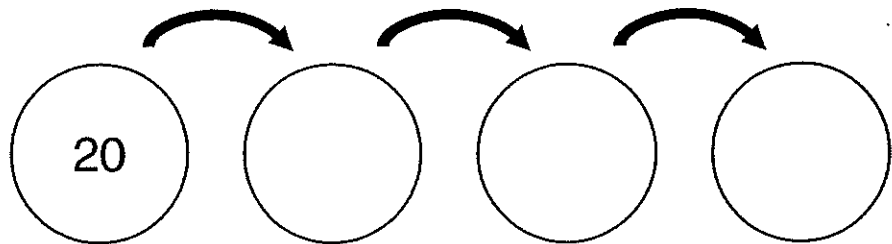
**Family Note** Your child is beginning to read a thermometer marked in two-degree intervals. A skill that will help your child with reading temperatures is to count by 2s. Begin with multiples of 10 (numbers such as 10, 20, 30, and so on). For example, start at 50 and count by 2s: 50, 52, 54, 56, 58, 60, and so on.

*Please return this Home Link to school tomorrow.*

Fill in the frames.

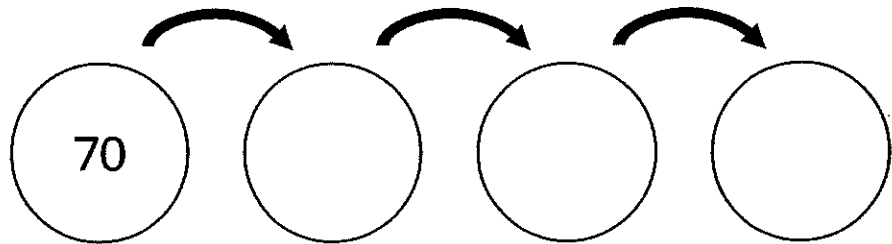
1.

Rule
Count by 2s



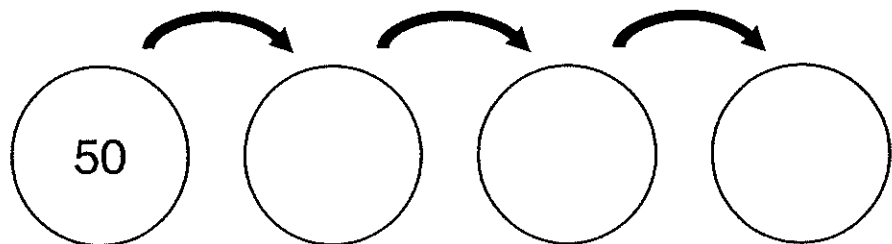
2.

Rule
Count by 2s



3.

Rule
Count by 2s



4.

Rule
Count by 2s

