



Figure 16. Second rescuer places AED beside victim.

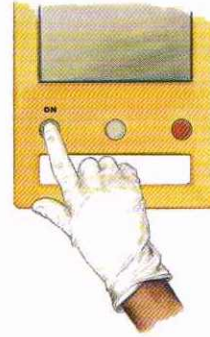


Figure 17. AED operator turns AED on.



Figure 18. Rescuer attaches AED pads to the victim and then attaches the electrodes to the AED.

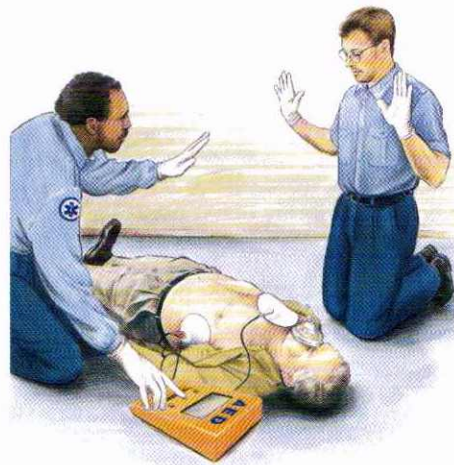



Figure 19. The AED operator clears the victim before rhythm analysis. If needed, the AED operator then activates the ANALYZE feature of the AED.



A



B

Figure 20. **A,** The AED operator clears the victim before delivering a shock. **B,** When everyone is clear of the victim, the AED operator presses the SHOCK button.



Figure 21. If no shock is indicated and immediately after any shock delivered, rescuers start CPR, beginning with chest compressions (C-A-B sequence).